

GHBH Series

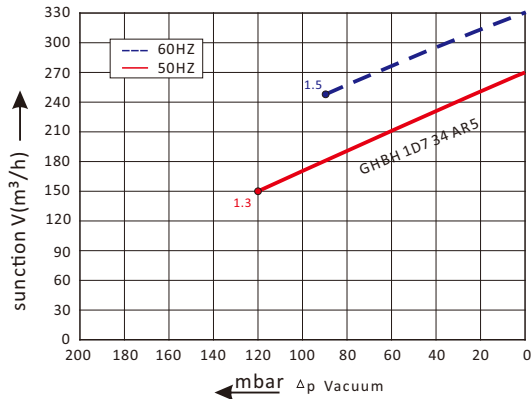
GHBH 1D7 34 AR5

Technical datasheet

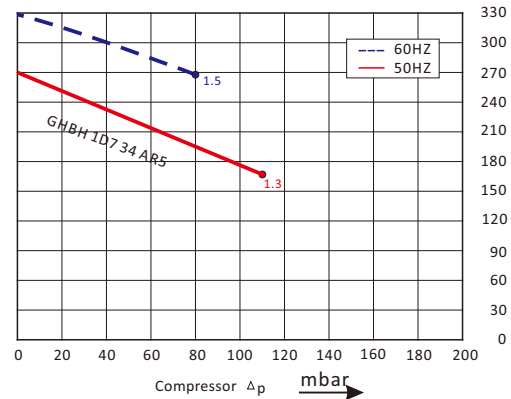


Goorui blower performance curves

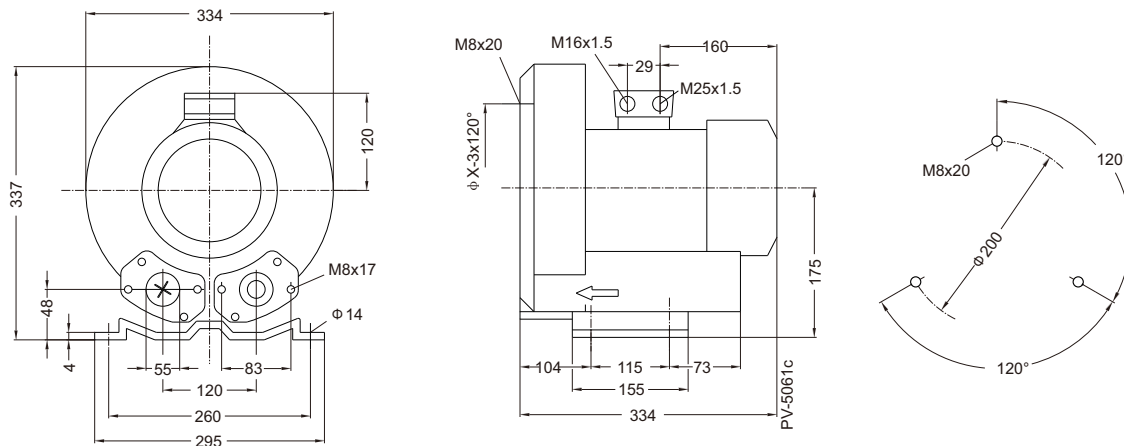
Vacuum selection diagram curve



Compressor selection diagram curve



Goorui blower installation drawing



Goorui blower parameter

Model	Frequency	Output	voltage	Current	airflow	pressure		noise	Weight
						vacuum mbar	compressor mbar		
	HZ	KW	V	A	m ³ /h			dB(A)	kg
3~ 50/60Hz IP54 INSULATION class F									
GHBH 1D7 34 AR5	50	1.3	200-240 Δ/345-415Y	5.7 Δ/3.3Y	270	-120	110	65	21
GHBH 1D7 34 AR5	60	1.5	220-275 Δ/380-480Y	5.7 Δ/3.3Y	330	-90	80	71	21

The performance curves of Goorui blower is tested through below ways:

Under one atmospheric pressure, suck 15°C air and then you can calculate the data, of course allow 10% difference, and when the sucked air and surroundings temperature are not higher than 25°C, you still can get total pressure difference as the curves shows.