

# GHBH Series

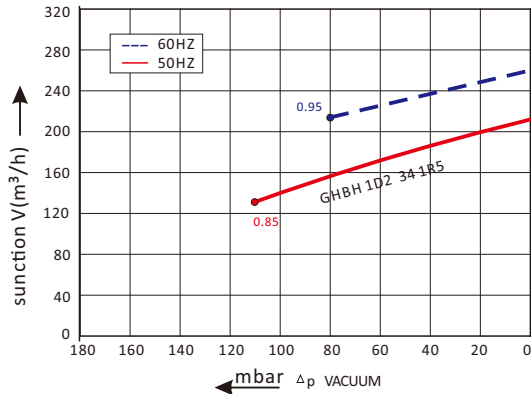
## GHBH 1D2 34 1R5

### Technical datasheet

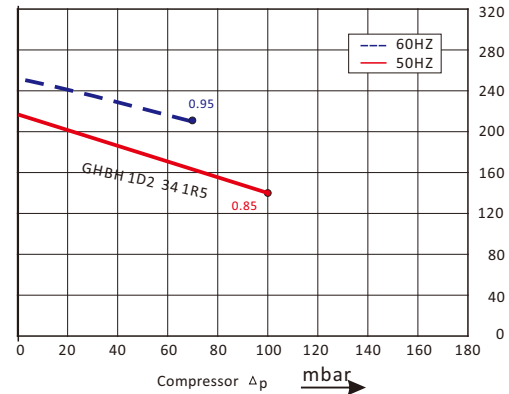


#### Goorui blower performance curves

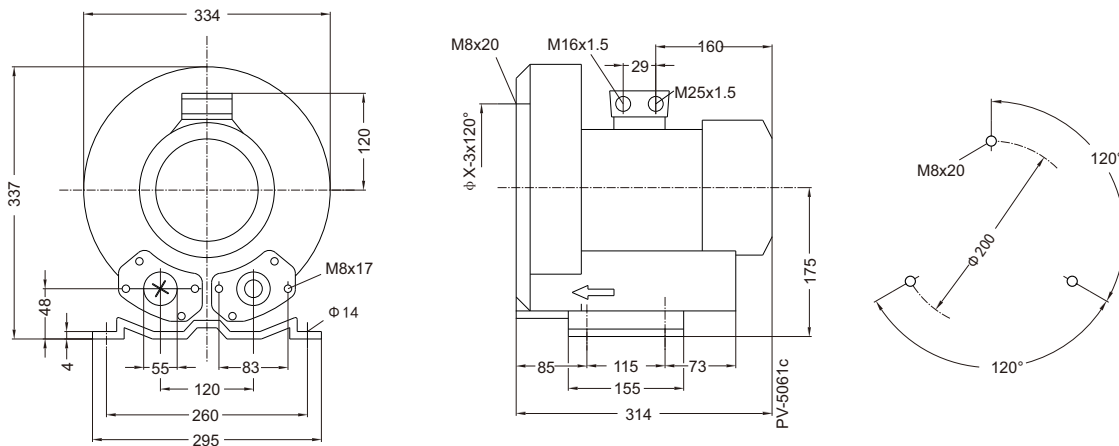
##### Vacuum selection diagram curve



##### Compressor selection diagram curve



#### Goorui blower installation drawing



#### Goorui blower parameter

Model	Frequency	Output	voltage	Current	airflow	pressure		noise	Weight
						vacuum	compressor		
	HZ	KW	V	A	m <sup>3</sup> /h	mbar	mbar	dB(A)	kg
<b>3~ 50/60Hz IP54 INSULATION class F</b>									
<b>GHBH 1D2 34 1R5</b>	50	0.85	200-240 Δ/345-415Y	4.2 Δ/2.4Y	210	-110	100	64	18
<b>GHBH 1D2 34 1R5</b>	60	0.95	220-275 Δ/380-480Y	4.0 Δ/2.3Y	255	-80	70	70	18

The performance curves of Goorui blower is tested through below ways:

Under one atmospheric pressure, suck 15°C air and then you can calculate the data, of course allow 10% difference, and when the sucked air and surroundings temperature are not higher than 25°C, you still can get total pressure difference as the curves shows.