

GHBH Series

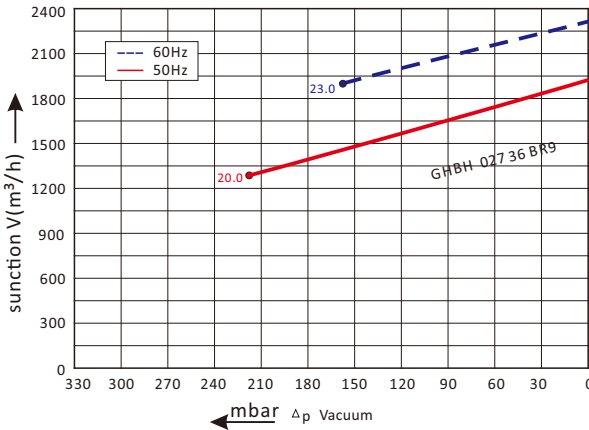
GHBH 027 36 BR9

Technical datasheet

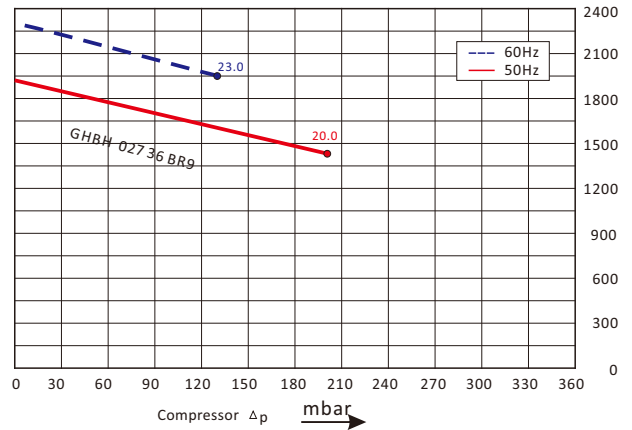


Goorui blower performance curves

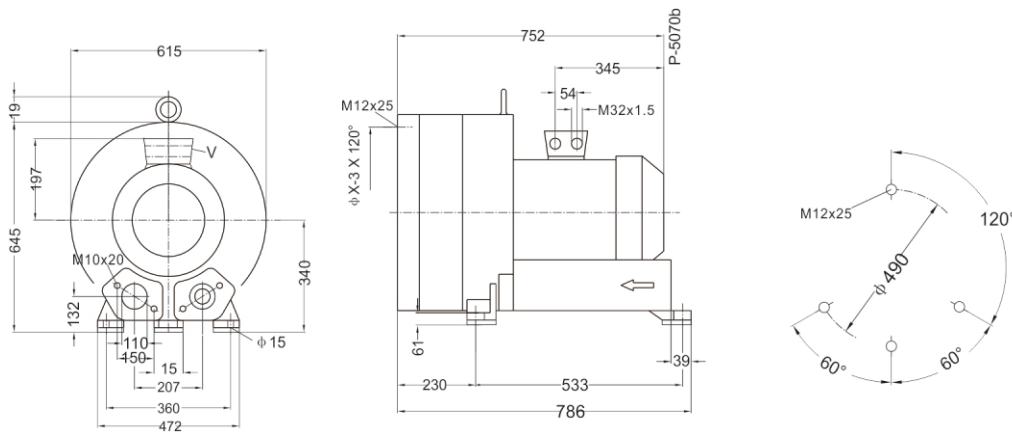
Vacuum selection diagram curve



Compressor selection diagram curve



Goorui blower installation drawing



Goorui blower parameter

Model	Frequency	Output	voltage	Current	airflow	pressure		noise	Weight
						vacuum mbar	compressor mbar		
3~ 50/60Hz IP54 INSULATION class F									
GHBH 027 36 BR9	50	20.0	345-415 Δ /600-690V	40.0 Δ /23.0Y	1940	-220	200	75	212
GHBH 027 36 BR9	60	23.0	380-480 Δ /660-720V	42.0 Δ /24.2Y	2310	-160	130	84	212

The performance curves of Goorui blower is tested through below ways:

Under one atmospheric pressure, suck 15°C air and then you can calculate the data, of course allow 10% difference, and when the sucked air and surroundings temperature are not higher than 25°C, you still can get total pressure difference as the curves shows.