

# GHBH Series

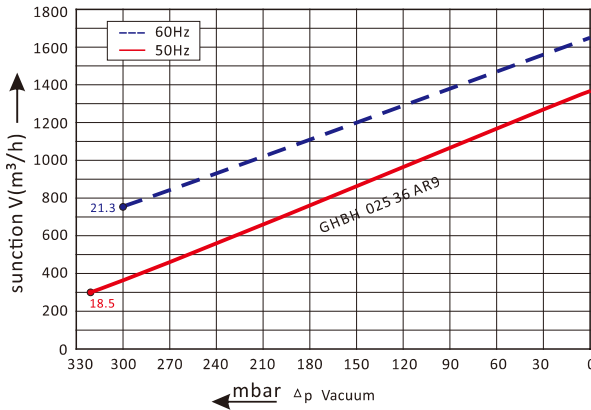
## GHBH 025 36 AR9-IE3

### Technical datasheet

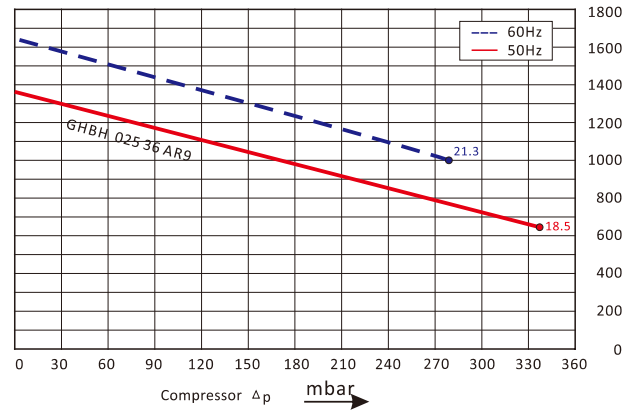


#### Goorui blower performance curves

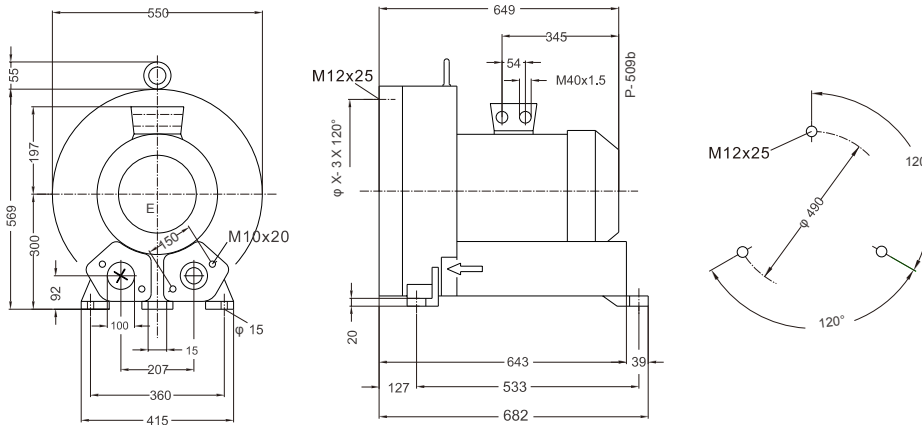
##### Vacuum selection diagram curve



##### Compressor selection diagram curve



#### Goorui blower installation drawing



#### Goorui blower parameter

Model	Frequency	Output	voltage	Current	airflow	pressure		noise	Weight
						vacuum	compressor		
	Hz	KW	V	A	m <sup>3</sup> /h	mbar	mbar	dB(A)	kg
<b>3~ 50/60Hz IP55 INSULATION class H with Thermal Protector</b>									
GHBH 025 36 AR9	50	18.5	345-415 Δ/600-690Y	37.0 Δ/21.0Y	1370	-320	340	75	131
GHBH 025 36 AR9	60	21.3	380-480 Δ/660-720Y	39.0 Δ/22.5Y	1650	-300	280	80	131

The performance curves of Goorui blower is tested through below ways:

Under one atmospheric pressure, suck 15°C air and then you can calculate the data, of course allow 10% difference, and when the sucked air and surroundings temperature are not higher than 25°C, you still can get total pressure difference as the curves shows.