

# GHBH Series

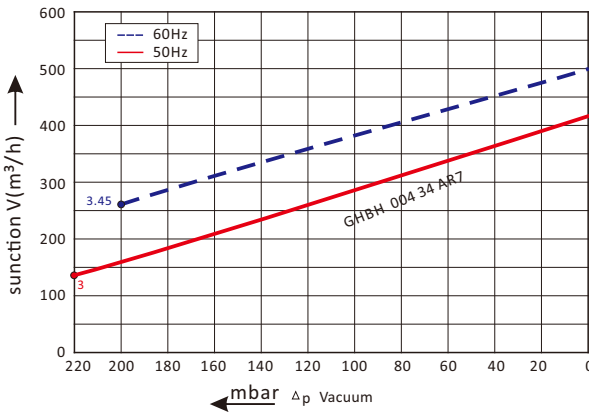
## GHBH 004 34 AR7

### Technical datasheet

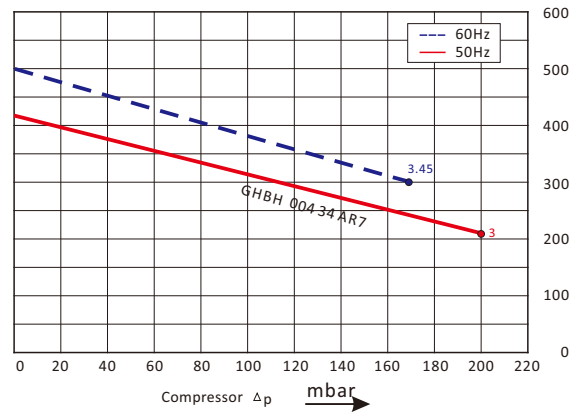


#### Goorui blower performance curves

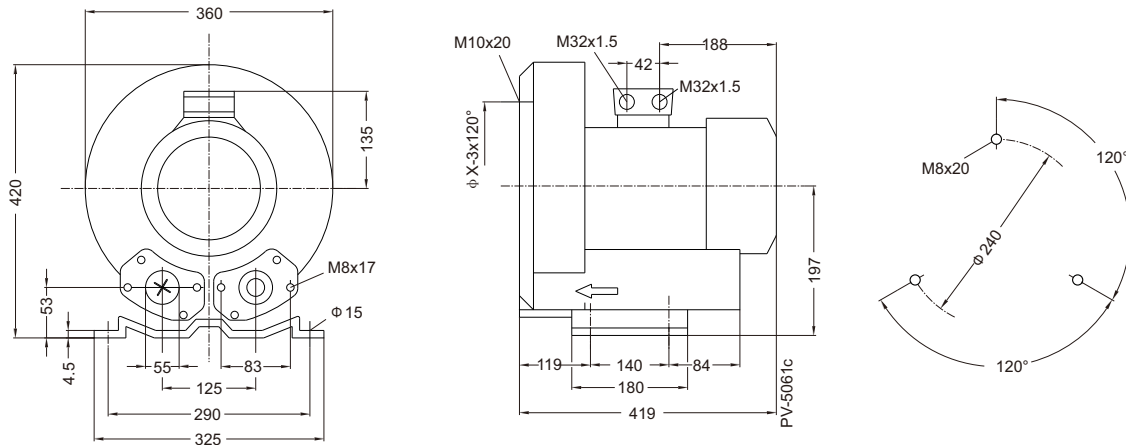
##### Vacuum selection diagram curve



##### Compressor selection diagram curve



#### Goorui blower installation drawing



#### Goorui blower parameter

Model	Frequency	Output	voltage	Current	airflow	pressure		noise	Weight
						vacuum	compressor		
	Hz	KW	V	A	m <sup>3</sup> /h	mbar	mbar	dB(A)	kg
<b>3~ 50/60Hz IP54 INSULATION class F</b>									
<b>GHBH 002 34 AR7</b>	50	3	200-240 Δ/345-415Y	12.5 Δ/7.2Y	420	-220	200	70	37
<b>GHBH 002 34 AR7</b>	60	3.45	220-275 Δ/380-480Y	12.5 Δ/7.3Y	500	-200	170	73	37

The performance curves of Goorui blower is tested through below ways:

Under one atmospheric pressure, suck 15°C air and then you can calculate the data, of course allow 10% difference, and when the sucked air and surroundings temperature are not higher than 25°C, you still can get total pressure difference as the curves shows.