

# GHBH Series

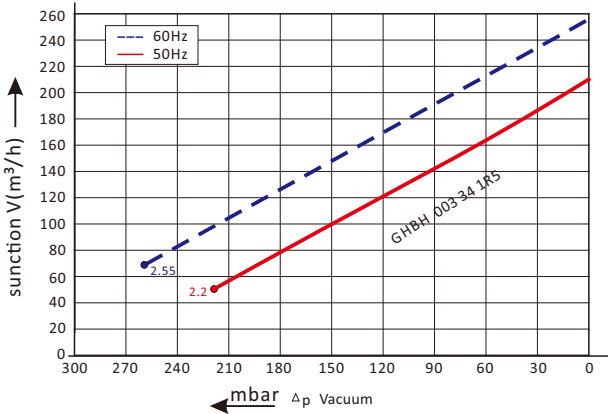
## GHBH 003 34 1R5

### Technical datasheet

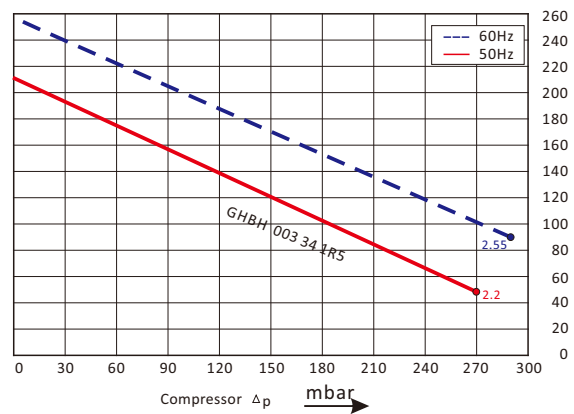


#### Goorui blower performance curves

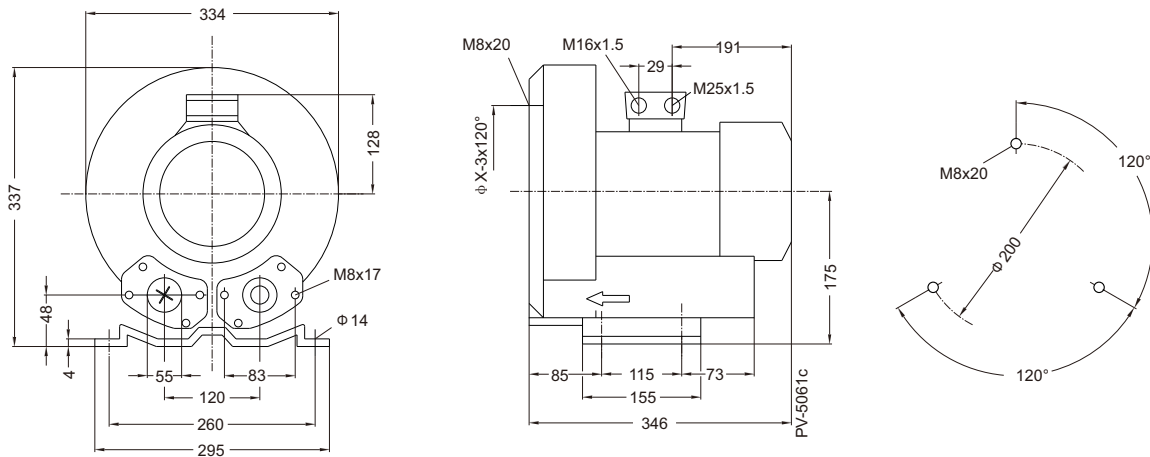
##### Vacuum selection diagram curve



##### Compressor selection diagram curve



#### Goorui blower installation drawing



#### Goorui blower parameter

Model	Frequency	Output	voltage	Current	airflow	pressure		noise	Weight
						vacuum	compressor		
	Hz	KW	V	A	m <sup>3</sup> /h	mbar	mbar	dB(A)	kg
<b>3~ 50/60Hz IP54 INSULATION class F</b>									
<b>GHBH 003 34 1R5</b>	50	2.2	200-240 $\Delta$ /345-415Y	9.7 $\Delta$ /5.6Y	210	-220	270	64	25
<b>GHBH 003 34 1R5</b>	60	2.55	220-275 $\Delta$ /380-480Y	10.3 $\Delta$ /6.0Y	255	-260	290	70	25

The performance curves of Goorui blower is tested through below ways:

Under one atmospheric pressure, suck 15°C air and then you can calculate the data, of course allow 10% difference, and when the sucked air and surroundings temperature are not higher than 25°C, you still can get total pressure difference as the curves shows.